



James R. Lanier, Ph.D.

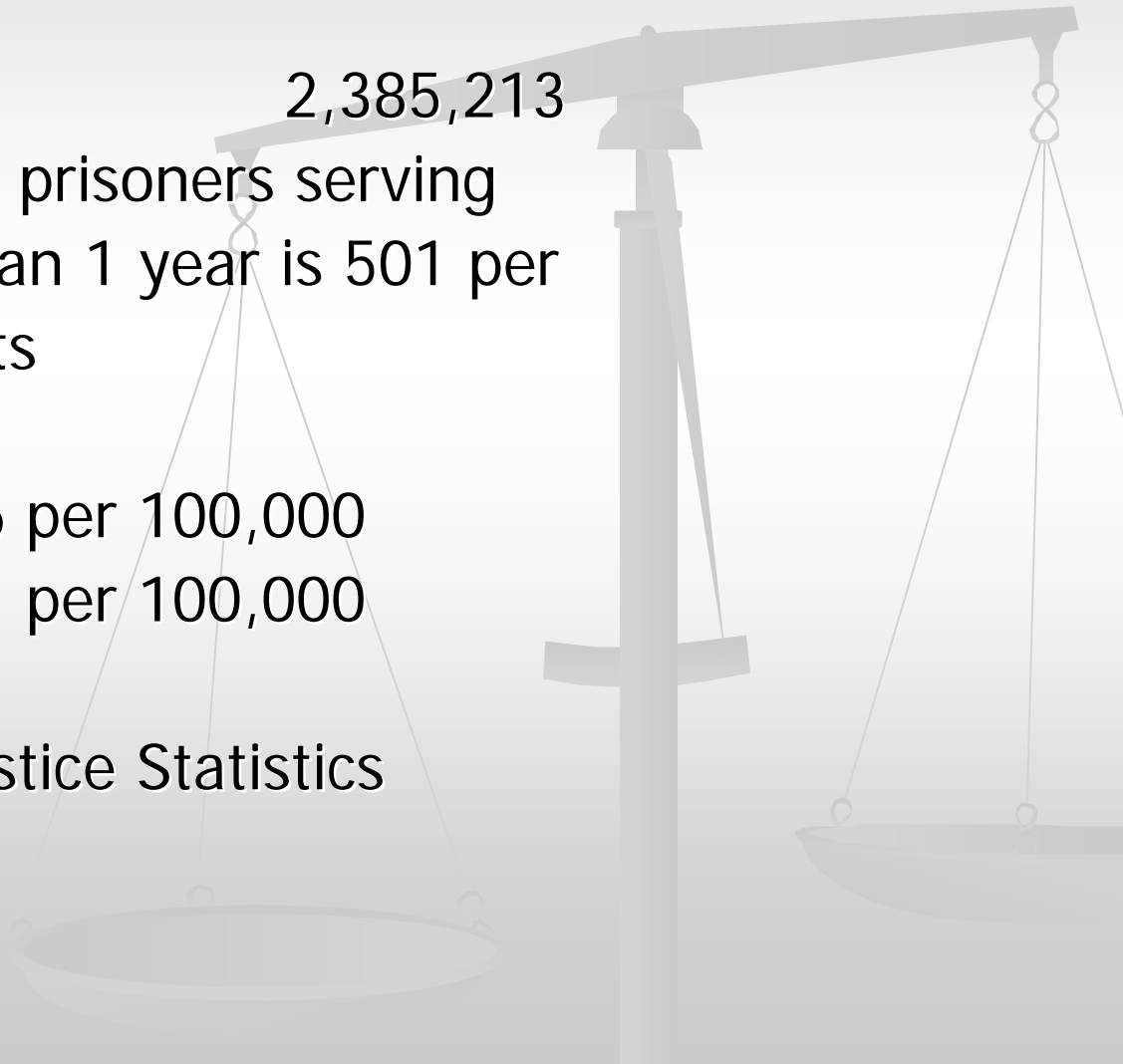
Program Director
Re-Entry and Sanctions Center

Incarceration in America

- December 31, 2006 2,385,213
- Incarceration rate for prisoners serving
- sentences of more than 1 year is 501 per
- 100,000 U.S. residents

- Louisiana 846 per 100,000
- Maine 151 per 100,000

- Source: Bureau of Justice Statistics



Male

Estimated Number of Prisoners

December 31, 2006

Age group	Total	White	Black	Hispanic
	1,399,100	478,000	534,200	290,500
20-24	197,500	58,500	77,500	46,600
25-29	245,000	68,300	99,200	60,000
30-34	277,700	68,200	90,900	53,200
35-39	213,800	72,800	82,600	44,100

Source: Bureau of Justice
Statistics

Rate of Sentenced Prisoners in US

Age group total	All Males	White	Black	Hispanic
	943	487	3,042	1,261
18-19	515	236	1,454	670
20-24	1,800	877	5,153	2,777
30-34	2,270	1,159	7,657	2,480
35-39	1,997	1,071	6,685	2,326

Source: Bureau of Justice
Statistics

Incarceration in America



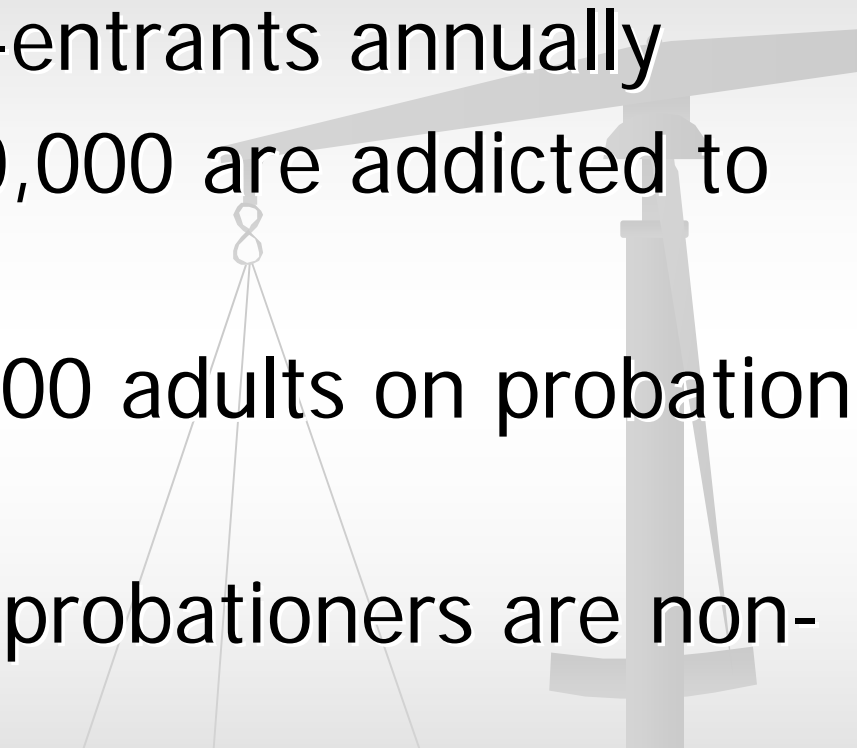
Black men represent 38% of sentenced inmates
Age group 25-29 represents 19% of sentenced inmates
Nearly 8% of Black men ages 30 to 34 are incarcerated
Black men incarceration rate is 3,042 per 100,000

About 1 in 205 white men

Hispanic men are incarcerated at a rate of 1,261 per
100,000 or 1 in every 79


Source: Bureau of Justice Statistics

Re-entry in the U.S.

- Nearly 700,000 re-entrants annually
 - Approximately 200,000 are addicted to drugs
 - More than 5,000,000 adults on probation or parole
 - More than 7 in 10 probationers are non-violent offenders
- 

Parole/Probationers DC

More than 15,336 offenders under Supervision



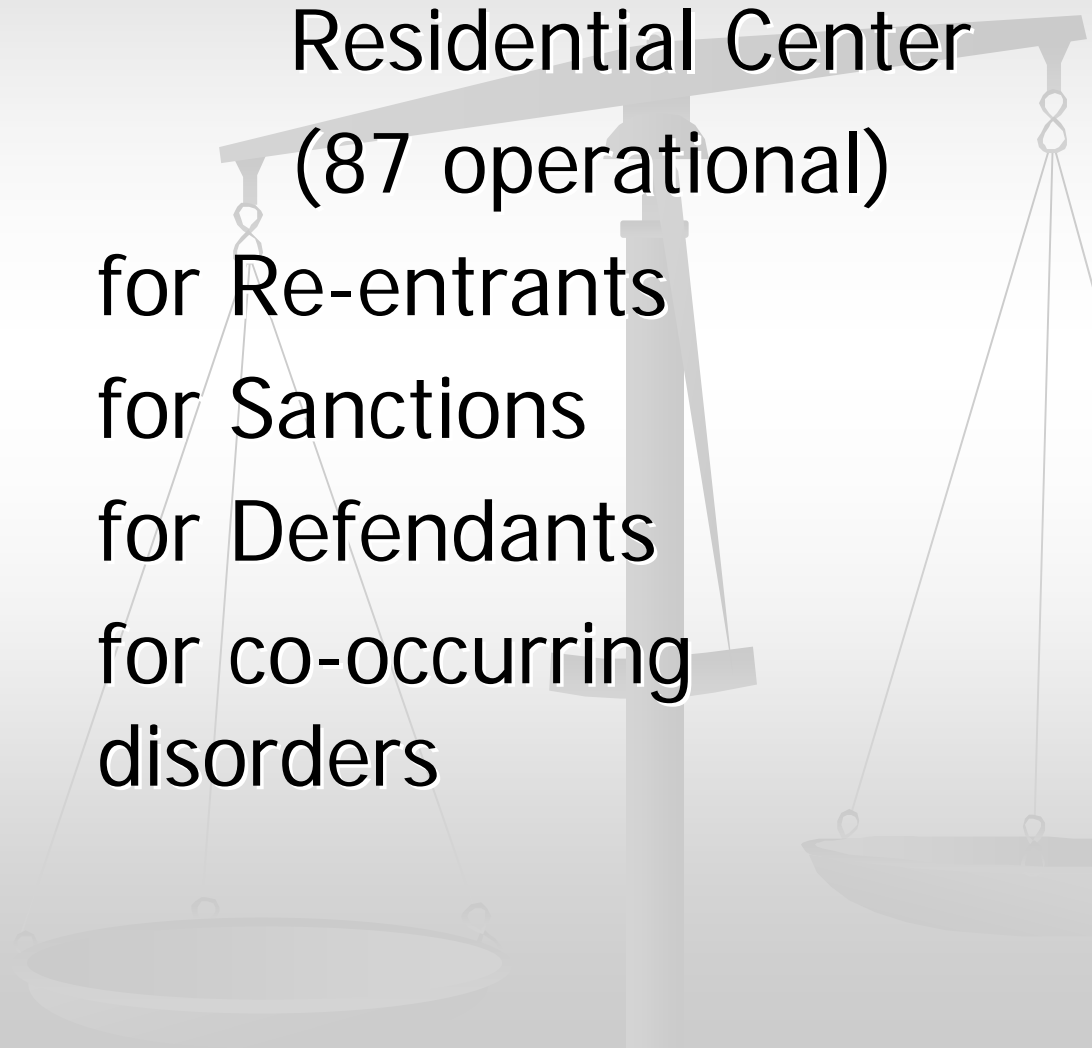
Male	84%
African American	88%
Caucasian	6%
Hispanic	5%
Other	1%
Less than High School	38%
High School/GED	39%
Above High School	18%
Unknown/Missing	5%

CSOSA Re-entry and Sanctions Center

- 28day
- 102 Beds
- 36 Beds
- 18 Beds
- 18 Beds
- 15 Beds

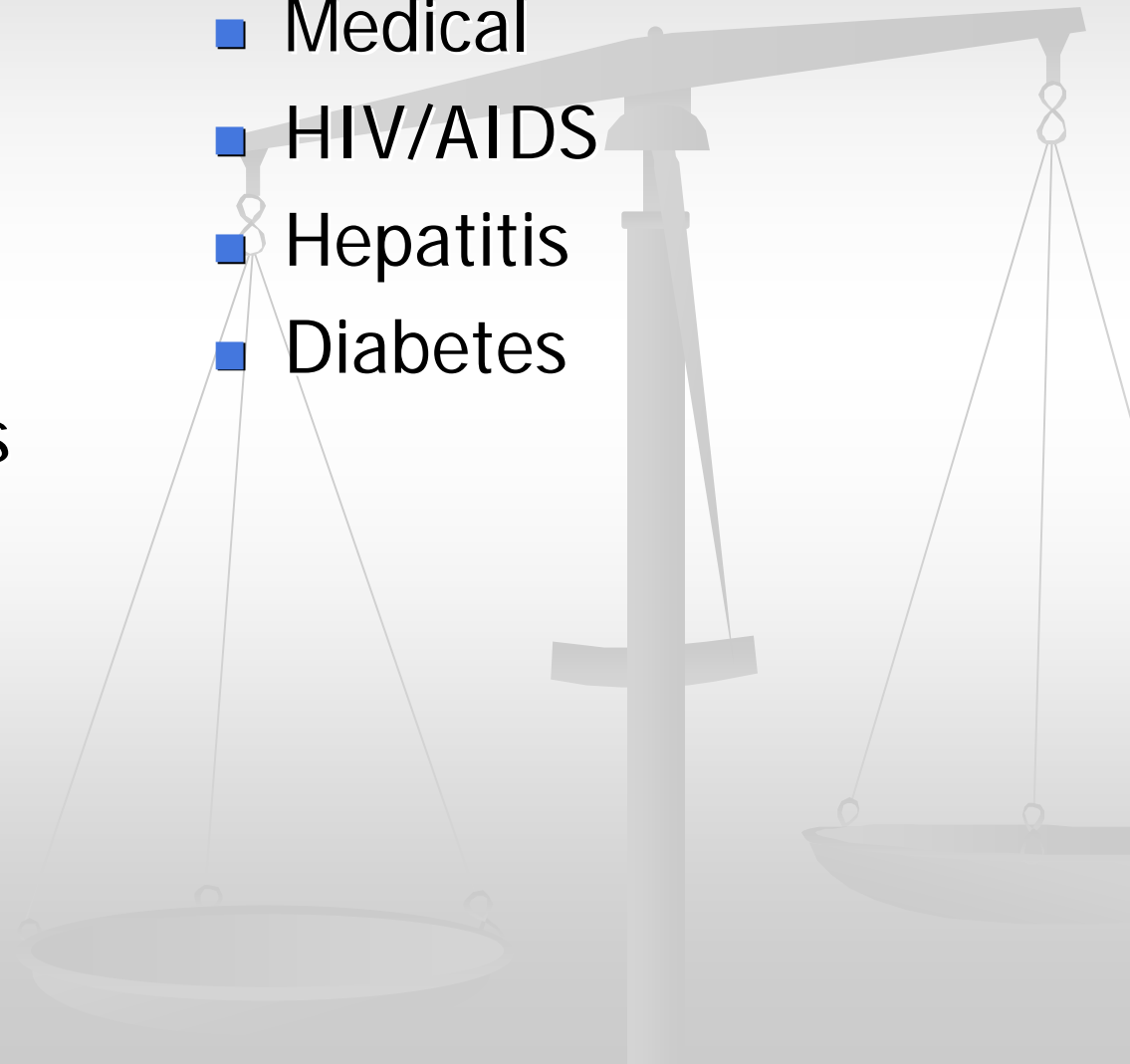
Residential Center
(87 operational)

for Re-entrants
for Sanctions
for Defendants
for co-occurring
disorders



DC Re-entrants

- Substance Abuse Issues
- Housing Needs
- Jobs/Skills
- Educational Needs
- Medical
- HIV/AIDS
- Hepatitis
- Diabetes



Ex-Offenders Self Sufficiency Act



A bill to address Re-entrants deficits
Tax breaks for developers
Housing as the center for services

Social Services
Substance abuse counseling
Job training
Educational training
Mental Health support